


**Overview
- slatted flooring and supports**



Innovative solutions for the future...

Ikadan Ultraflex provides countless combination possibilities. Flexibility and quality are the key words, both when it comes to remodelling alternative production, new installations, or the replacement of worn-out flooring. Supports are designed for prolonged service life; fibreglass, stainless steel, galvanised steel, or concrete supports are available.


IKADAN
SYSTEM



World Wide




Overview

- slatted flooring and supports

Specifikation	Size (length x width)	Colour	Slat width (mm/in.)	Hole width (mm/in.)	% hole area .	Max. animal weight (kg/Lb)	Short term point load (kg/lb)	Comments
	Weaner, plastic							
	20x40 cm	Grey	11/.43	10/.39	40%	40/88	190/400	
	60x40 cm	Grey	11/.43	10/.39	40%	40/88	190/400	
	60x50 cm	Grey	11/.43	10/.39	40%	40/88	190/400	
	120x40 cm	Grey	11/.43	10/.39	40%	40/88	190/400	
	61x45 cm	Blue	11/.43	10/.39	40%	40/88	190/400	
	1x1 ft	Grey	12/.47	9/.35	35%	40/88	190/400	farrowing creep
	1x1 ft	Blue	12/.47	9/.35	35%	40/88	190/400	farrowing creep
	2x1,5 ft	Blue	11/.43	10/.39	40%	40/88	190/400	nursery
	2x1,5 ft	Blue	11/.43	10/.39	40%	25/55	110/250	creep
	2x1,5 ft	Grey	11/.43	10/.39	40%	40/88	190/400	nursery
	2x1,5 ft	Grey	11/.43	10/.39	40%	25/55	110/250	creep
	2x1,5 ft	Grey	11/.43	10/.39	0%	25/55	110/250	solid
	Sow, plastic							
	20x40 cm	Grey	11/.43	10/.39	40%	350/700	500/1100	
	60x40 cm	Grey	11/.43	10/.39	40%	350/700	500/1100	
	60x40 cm	Grey	11/.43	10/.39	40%	350/700	500/1100	flat
	60x40 cm	Blue	11/.43	10/.39	40%	350/700	500/1100	flat
	60x40 cm	Grey	11/.43	10/.39	10%	350/700	500/1100	90% closed
	1x1 ft	Grey	11/.43	10/.39	40%	350/700	500/1100	
	Cast-iron							
	20x40 cm	Black	11/.43	10/.39	44%	400/880	600/1300	
	60x40 cm	Black	11/.43	10/.39	44%	400/880	600/1300	
	60x40 cm	Black	11/.43	10/.39	44%	400/880	600/1300	flat
	60x40 cm	Black	11/.43	10/.39	0%	400/880	600/1300	closed
	40x60 cm	Black	11/.43	10/.39	44%	400/880	600/1300	raised
	2x1 ft	Black	11/.43	10/.39	44%	400/880	600/1300	
1x2 ft	Black	11/.43	10/.39	44%	400/880	600/1300		
1x2 ft	Black	11/.43	10/.39	44%	400/880	600/1300	raised	
1,5x2 ft	Black	11/.43	10/.39	44%	400/880	600/1300	for 7.5' crate	
Endcap		Black	for raised cast-iron					
All plastic slats can be cut and welded to meet required sizes								

		
Head pad	Material:	Plastic
	Heating source:	Water
	Size:	60 x 38 cm
	Weight:	2,5 kg

Technical specification for supports				
Channel/pit width (cm/ft.)	Dimentions			
	Flat steel**		Fibre glass	
	Farrowing	Nursery	Farrowing	Nursery
120 / 4'	60x5 / 2 1/2"	50x5 / 2"x3 1/16"	120x5 / 4 3/4	120x5 / 4 3/4
160 / 5'5"	60x5 / 2 1/2"	50x5 / 2"x3 1/16"	120x5 / 4 3/4	120x5 / 4 3/4
200 / 6'6"	80x5 / 3"	60x5 / 2 1/2"x3 1/16"	120x5 / 4 3/4	120x5 / 4 3/4
240 / 8'	100x5 / 4"	80x5 / 3"x3 1/16"	120x5 / 4 3/4*	120x5 / 4 3/4
280 / 9'2"	100x5 / 4"	100x5 / 4"x3 1/16"		120x5 / 4 3/4
320 / 10'6"	120x5 / 5"	120x5 / 5"x3 1/16"		120x5 / 4 3/4*
Note: Maximum spans listed are approximate based on standard conditions. Consideration must be given to installation details, maximum animal weights, and other loads when determining actual allowable span. *) Midspan support recommended for all farrowing >7' and nursery >10'. **) All steel supports should be hot dip galvanized.				



IKADAN

SYSTEM